

IMERSxx/05D125D2



SSR Module 1NO (SPST) 5VDC IN 125VDC OUT 2Amp

- Variety of Operating Voltages.
- Low Drive Current (20 mA)
- 2500V Dielectric Strength
- LED Status Indicator
- Photo Isolation -Built-In Snubber (AC Output)
- Zero Cross Turn-On (AC Output)
- Bipolar Transistor / MOSFET Output(DC Output)
- Mounting options available:DIN Rail Mounting & Panel Mounting
- Easy to replace pluggable SSR.
- Replaceable fuses with simple to operate Horizontal Fuse holders
- Fast Blow &Slow Blow Fuses available as standard
- Fuse rating from 0.1 A to 6.3 A.

GENERAL SPECIFICATION

Ambient Operating Temperature	-20 to 50 °F
Bussing Possibility	By using spare jumpers.
Housing Colour	Green
Housing Material	PVC / V0 Grade
Mounting Possibility	DIN32 / DIN35 / DIN35-15 / PANEL
Rated Input voltage	5 VDC
Rated output voltage	Upto125 VDC
Supply Voltage Indication	3mm Red LED

CONNECTION SPECIFICATIONS

Type of Connection	Screw Connection
Min. Wire Size	0.5 mm ²
Max. Wire Size	2.5 mm ²
Min. Wire Size(AWG)	30 AWG
Max. Wire Size(AWG)	14 AWG
Wire Stripping Length	8.3 mm
Torque	0.5 Nm
Torque	4.5 Nm

RELAY GENERAL SPECIFICATIONS

Dielectric Strength	2500 VAC,50/60 Hz,1 min.
Insulation Resistance	1000 M ohms at 500 VDC
Maximum Capacitance (Input to Output)	8p F
Relay Type	Solid State
Must Operate Voltage	4 VDC
Must Release Voltage	1 VDC
Maximum Input Current	20 mA
Maximum Reverse Voltage Protection	-6 V

RELAY OUTPUT/CONTACT SPECIFICATIONS

Contact Type	1 NO (SPST)
Load Current Range	0.1 to 2A
Load Voltage Range	3 to 125 VDC
Turn-On Time (0 Cross Turn On)	1 ms
Turn-Off Time	1 ms
Maximum Surge Current	10 times of rated current
Maximum Transient Voltage	125 Vpk
Maximum Leakage Current	0.1 A
Maximum On State Voltage Drop	1.5 V

ORDERING INFORMATION

CAT. NO.	DESCRIPTION	NO. OF CHN.	DIM. DET.	STD. PACK
IMERS1/05D125D2	1CH 5VDC IN 125VDC OUT 2A SSR Module With Base (Pluggable Relay)Rail Mount	2	39 X 120 X 74	1
IMERS2/05D125D2	2CH 5VDC IN 125VDC OUT 2A SSR Module With Base (Pluggable Relay)Rail Mount	4	69 X 120 X 74	1
IMERS4/05D125D2	4CH 5VDC IN 125VDC OUT 2A SSR Module With Base (Pluggable Relay)Rail Mount	8	130 X 120 X 74	1
IMERS8/05D125D2	8CH 5VDC IN 125VDC OUT 2A SSR Module With Base (Pluggable Relay)Rail Mount	16	219 X 120 X 74	1
IMERS16/05D125D2	16CH 5VDC IN 125VDC OUT 2A SSR Module With Base (Pluggable Relay)Rail Mount	1	23 X 120 X 74	1
IMER1/05D125D2	1CH 5VDC IN 125VDC OUT 2A SSR Module With Soldered Relay Rail Mount	2	39 X 120 X 74	1

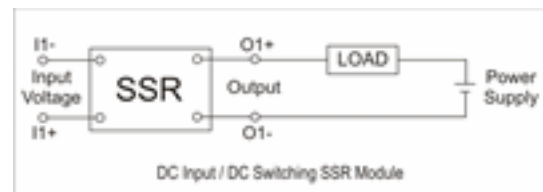
ORDERING INFORMATION....

CAT. NO.	DESCRIPTION	NO. OF CHN.	DIM. DET.	STD. PACK
IMER2/05D125D2	2CH 5VDC IN 125VDC OUT 2A SSR Module With Soldered Relay Rail Mount	4	69 X 120 X 74	1
IMER4/05D125D2	4CH 5VDC IN 125VDC OUT 2A SSR Module With Soldered Relay Rail Mount	8	130 X 120 X 74	1
IMER8/05D125D2	8CH 5VDC IN 125VDC OUT 2A SSR Module With Soldered Relay Rail Mount	16	219 X 120 X 74	1
IMER16/05D125D2	16CH 5VDC IN 125VDC OUT 2A SSR Module With Soldered Relay Rail Mount	1	23 X 120 X 74	1

ACCESSORIES

IMAGES	CAT. NO.	DESCRIPTION	STD. PACK
	CA501-1M	Din 32 Rail unslotted 1 meter	50
	CA501-1M-S	Din 32 Rail slotted 1 meter	50
	CA501-2M	Din 32 Rail unslotted 2 meter	50
	CA501-2M-S	Din 32 Rail slotted 2 meter	50
	CA701-1M	Din 35 Rail unslotted 1 meter	50
	CA701-2M	Din 35 Rail unslotted 2 meter	50
	CA701-2M-S	Din 35 Rail slotted 2 meter	50
	CA701-1M-S	Din 35 Rail slotted 1 meter	50
	CA701-15-1M	Din 35 Rail 15 deep unslotted 1 meter	50
	CA701-15-1M-S	Din 35 Rail 15 deep slotted 1 meter	50
	CA701-15-2M	Din 35 Rail 15 deep unslotted 2 meter	50
	CA701-15-2M-S	Din 35 Rail 15 deep slotted 2 meter	50
	CA509/K2	Marking Tag Blank suitable for CDL4U / CDL4U(I.S) / CTL2.5U / CTL2.5UH / CTL2.5UL / CTL2.5HUL / CTL2.5U(I.S) / CTL2.5U(I.S)D2 / CGMT4 / CSFL4U / CSFL4U(L) / CMT4 / CMB4 / ASF4 / ASF4(L) / CTS2.5(100
	SCS0.5/3	Electricians Screwdriver for slotted screws	10
	IMACC/ER05D125D2	SSR 5VDC IN 125VDC OUT	1

CIRCUIT DIAGRAM



NOTES

- * Module Lengths mentioned are for RAIL Mounting option only. The lengths may vary for PANEL Mounting.
- ** PANEL Mounting relay modules are available on request. Please use the suffix -P with the cat. no. for ordering.

IMERSxx/05D400A3



SSR Module 1NO (SPST) 5VDC IN 400VAC OUT 3Amp

- Variety of Operating Voltages.
- Low Drive Current (20 mA)-2500V Dielectric Strength
- LED Status Indicator
- Photo Isolation
- Built-In Snubber (AC Output)
- Zero Cross Turn-On (AC Output)
- Bipolar Transistor / MOSFET Output(DC Output)
- Mounting options available:DIN Rail Mounting & Panel Mounting
- Easy to replace pluggable SSR.
- Replaceable fuses with simple to operate Horizontal Fuse holders
- Fast Blow &Slow Blow Fuses available as standard
- Fuse rating from 0.1 A to 6.3 A.

GENERAL SPECIFICATION

Ambient Operating Temperature	-20°C...50 °C
Bussing Possibility	By using spare jumpers.
Housing Colour	Green
Housing Material	PVC / V0 Grade
Mounting Possibility	DIN32 / DIN35 / DIN35-15 / PANEL
Rated Input voltage	5 VDC
Rated output voltage	Upto V
Supply Voltage Indication	3mm Red LED

CONNECTION SPECIFICATIONS

Type of Connection	Screw Connection
Min. Wire Size	0.5 mm ²
Max. Wire Size	2.5 mm ²
Min. Wire Size(AWG)	30 AWG
Max. Wire Size(AWG)	14 AWG
Wire Stripping Length	8.3 mm
Torque	0.5 Nm
Torque	4.5 lb-in

RELAY GENERAL SPECIFICATIONS

Dielectric Strength	2500 VAC,50/60 Hz,1 min.
Insulation Resistance	1000 M ohms at 500 VDC
Maximum Capacitance (Input to Output)	8p F
Relay Type	Solid State
Must Operate Voltage	4 VDC
Must Release Voltage	1 VDC
Maximum Input Current	20 mA
Maximum Reverse Voltage Protection	-6 VDC

RELAY OUTPUT/CONTACT SPECIFICATIONS

Contact Type	1 NO (SPST)
Load Current Range	0.1 to 3A
Load Voltage Range	75 to 400 VAC
Turn-On Time (0 Cross Turn On)	1/2 Cycle + 1 ms
Turn-Off Time	1/2 Cycle + 1 ms
Maximum Surge Current	10 times of rated current
Maximum Transient Voltage	600 Vpk
Maximum Leakage Current	1.5 mA
Maximum On State Voltage Drop	1.5 V

ORDERING INFORMATION

CAT. NO.	DESCRIPTION	NO. OF CHN.	DIM. DET.	STD. PACK
IMERS1/5D400A3	1CH 5VDC IN 400VDC OUT 3A SSR Module With Base (Pluggable Relay)Rail Mount	1	23 X 88 X 74	1
IMERS2/5D400A3	2CH 5VDC IN 400VDC OUT 3A SSR Module With Base (Pluggable Relay)Rail Mount	1	45 X 88 X 74	2
IMERS4/5D400A3	4CH 5VDC IN 400VDC OUT 3A SSR Module With Base (Pluggable Relay)Rail Mount	1	79 X 88 X 74	4
IMERS8/5D400A3	8CH 5VDC IN 400VDC OUT 3A SSR Module With Base (Pluggable Relay)Rail Mount	1	148 X 88 X 74	8
IMERS16/5D400A3	16CH 5VDC IN 400VDC OUT 3A SSR Module With Base (Pluggable Relay)Rail Mount	1	289 X 88 X 74	16

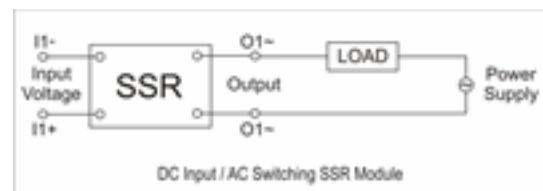
ORDERING INFORMATION....

CAT. NO.	DESCRIPTION	NO. OF CHN.	DIM. DET.	STD. PACK
IMER1/5D400A3	1CH 5VDC IN 400VAC OUT 3A SSR Module With Soldered Relay Rail Mount	1	23 X 88 X 74	1
IMER2/5D400A3	2CH 5VDC IN 400VAC OUT 3A SSR Module With Soldered Relay Rail Mount	1	45 X 88 X 74	2
IMER4/5D400A3	4CH 5VDC IN 400VAC OUT 3A SSR Module With Soldered Relay Rail Mount	1	79 X 88 X 74	4
IMER8/5D400A3	8CH 5VDC IN 400VAC OUT 3A SSR Module With Soldered Relay Rail Mount	1	148 X 88 X 74	8
IMER16/5D400A3	16CH 5VDC IN 400VAC OUT 3A SSR Module With Soldered Relay Rail Mount	1	289 X 88 X 74	16

ACCESSORIES

IMAGES	CAT. NO.	DESCRIPTION	STD. PACK
	CA501-1M	Din 32 Rail unslotted 1 meter	50
	CA501-1M-S	Din 32 Rail slotted 1 meter	50
	CA501-2M	Din 32 Rail unslotted 2 meter	50
	CA501-2M-S	Din 32 Rail slotted 2 meter	50
	CA701-1M	Din 35 Rail unslotted 1 meter	50
	CA701-2M	Din 35 Rail unslotted 2 meter	50
	CA701-2M-S	Din 35 Rail slotted 2 meter	50
	CA701-1M-S	Din 35 Rail slotted 1 meter	50
	CA701-15-1M	Din 35 Rail 15 deep unslotted 1 meter	50
	CA701-15-1M-S	Din 35 Rail 15 deep slotted 1 meter	50
	CA701-15-2M	Din 35 Rail 15 deep unslotted 2 meter	50
	CA701-15-2M-S	Din 35 Rail 15 deep slotted 2 meter	50
	CA509/K2	Marking Tag Blank suitable for CDL4U / CDL4U(I,S) / CTL2.5U / CTL2.5UH / CTL2.5U(L) / CTL2.5HUL / CTL2.5U(I,S) / CTL2.5U(I,S)D2 / CGMT4 / CSFL4U / CSFL4U(L) / CMT4 / CMB4 / ASF4 / ASF4(L) / CTS2.5()	100
	SCS0.5/3	Electricians Screwdriver for slotted screws	10
	IMACC/ER05D400A3	SSR 5VDC IN 400VAC OUT	1

CIRCUIT DIAGRAM



NOTES

- * Module Lengths mentioned are for RAIL Mounting option only. The lengths may vary for PANEL Mounting.
- ** PANEL Mounting relay modules are available on request. Please use the suffix -P with the cat. no. for ordering.

IMERSxx/12D125D2



SSR Module 1NO (SPST) 12VDC IN 125VDC OUT 2Amp

- Variety of Operating Voltages.
- Low Drive Current (20 mA)
- 2500V Dielectric Strength
- LED Status Indicator
- Photo Isolation
- Built-In Snubber (AC Output)
- Zero Cross Turn-On (AC Output)
- Bipolar Transistor / MOSFET Output(DC Output)
- Mounting options available:DIN Rail Mounting & Panel Mounting
- Easy to replace pluggable SSR.
- Replaceable fuses with simple to operate Horizontal Fuse holders
- Fast Blow & Slow Blow Fuses available as standard
- Fuse rating from 0.1 A to 6.3 A.

GENERAL SPECIFICATION

Ambient Operating Temperature	-20 to 50 °C
Bussing Possibility	By using spare jumpers.
Housing Colour	Green
Housing Material	PVC / V0 Grade
Mounting Possibility	DIN32 / DIN35 / DIN35-15 / PANEL
Rated Input voltage	12 VDC
Rated output voltage	125 VDC
Supply Voltage Indication	3mm Red LED

CONNECTION SPECIFICATIONS

Type of Connection	Screw Connection
Min. Wire Size	0.5 mm ²
Max. Wire Size	2.5 mm ²
Min. Wire Size(AWG)	30 AWG
Max. Wire Size(AWG)	14 AWG
Wire Stripping Length	8.3 mm
Torque	0.5 Nm
Torque	4.5 lb-in

RELAY GENERAL SPECIFICATIONS

Dielectric Strength	2500 VAC,50/60 Hz,1 min.
Insulation Resistance	1000 M ohms at 500 VDC
Maximum Capacitance (Input to Output)	8p F
Relay Type	Solid State
Must Operate Voltage	9.6 VDC
Must Release Voltage	1 VDC
Maximum Input Current	20 mA
Maximum Reverse Voltage Protection	-14.4 VDC

RELAY OUTPUT/CONTACT SPECIFICATIONS

Contact Type	1 NO (SPST)
Load Current Range	0.1 to 2A
Load Voltage Range	3 to 125 VDC
Turn-On Time (0 Cross Turn On)	1 ms
Turn-Off Time	1 ms
Maximum Surge Current	10 times of rated current
Maximum Transient Voltage	125 Vpk
Maximum Leakage Current	0.1 mA
Maximum On State Voltage Drop	1.5 VDC

ORDERING INFORMATION

CAT. NO.	DESCRIPTION	NO. OF CHN.	DIM. DET.	STD. PACK
IMERS1/12D12 5D2	1CH 12VDC IN 125VDC OUT 2A SSR Module With Base (Pluggable Relay)Rail Mount	1	23 X 88 X 74	1
IMERS2/12D12 5D2	2CH 12VDC IN 125VDC OUT 2A SSR Module With Base (Pluggable Relay)Rail Mount	1	45 X 88 X 74	2
IMERS4/12D12 5D2	4CH 12VDC IN 125VDC OUT 2A SSR Module With Base (Pluggable Relay)Rail Mount	1	79 X 88 X 74	4
IMERS8/12D12 5D2	8CH 12VDC IN 125VDC OUT 2A SSR Module With Base (Pluggable Relay)Rail Mount	1	148 X 88 X 74	8
IMERS16/12D1 25D2	16CH 12VDC IN 125VDC OUT 2A SSR Module With Base (Pluggable Relay)Rail Mount	1	289 X 88 X 74	16

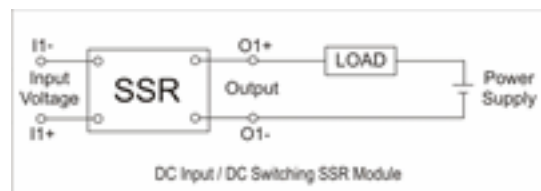
ORDERING INFORMATION....

CAT. NO.	DESCRIPTION	NO. OF CHN.	DIM. DET.	STD. PACK
IMER1/12D125 D2	1CH 12VDC IN 125VDC OUT 2A SSR Module With Soldered Relay Rail Mount	1	23 X 88 X 74	1
IMER2/12D125 D2	2CH 12VDC IN 125VDC OUT 2A SSR Module With Soldered Relay Rail Mount	1	45 X 88 X 74	2
IMER4/12D125 D2	4CH 12VDC IN 125VDC OUT 2A SSR Module With Soldered Relay Rail Mount	1	79 X 88 X 74	4
IMER8/12D125 D2	8CH 12VDC IN 125VDC OUT 2A SSR Module With Soldered Relay Rail Mount	1	148 X 88 X 74	8
IMER16/12D12 5D2	16CH 12VDC IN 125VDC OUT 2A SSR Module With Soldered Relay Rail Mount	1	289 X 88 X 74	16

ACCESSORIES

IMAGES	CAT. NO.	DESCRIPTION	STD. PACK
	CA501-1M	Din 32 Rail unslotted 1 meter	50
	CA501-1M-S	Din 32 Rail slotted 1 meter	50
	CA501-2M	Din 32 Rail unslotted 2 meter	50
	CA501-2M-S	Din 32 Rail slotted 2 meter	50
	CA701-1M	Din 35 Rail unslotted 1 meter	50
	CA701-2M	Din 35 Rail unslotted 2 meter	50
	CA701-2M-S	Din 35 Rail slotted 2 meter	50
	CA701-1M-S	Din 35 Rail slotted 1 meter	50
	CA701-15-1M	Din 35 Rail 15 deep unslotted 1 meter	50
	CA701-15-1M-S	Din 35 Rail 15 deep slotted 1 meter	50
	CA701-15-2M	Din 35 Rail 15 deep unslotted 2 meter	50
	CA701-15-2M-S	Din 35 Rail 15 deep slotted 2 meter	50
	CA509/K2	Marking Tag Blank suitable for CDL4U / CDL4U(I,S) / CTL2.5U / CTL2.5UH / CTL2.5UL / CTL2.5HUL / CTL2.5U(I,S) / CTL2.5U(I,S)D2 / CGMT4 / CSFL4U / CSFL4U(L) / CMT4 / CMB4 / ASF4 / ASF4(L) / CTS2.5(100
	SCS0.5/3	Electricians Screwdriver for slotted screws	10
	IMACC/ER12D125D2	SSR 12VDC IN 125VDC OUT	1

CIRCUIT DIAGRAM



NOTES

* Module Lengths mentioned are for RAIL Mounting option only. The lengths may vary for PANEL Mounting. **
PANEL Mounting relay modules are available on request. Please use the suffix -P with the cat. no. for ordering.

IMERSxx/12D400A3



SSR Module 1NO (SPST) 12VDC IN 400VAC OUT 3Amp

- Variety of Operating Voltages.
- Low Drive Current (20 mA)
- 2500V Dielectric Strength
- LED Status Indicator
- Photo Isolation
- Built-In Snubber (AC Output)
- Zero Cross Turn-On (AC Output)
- Bipolar Transistor / MOSFET Output(DC Output)
- Mounting options available:DIN Rail Mounting & Panel Mounting
- Easy to replace pluggable SSR.
- Replaceable fuses with simple to operate Horizontal Fuse holders
- Fast Blow & Slow Blow Fuses available as standard
- Fuse rating from 0.1 A to 6.3 A.

GENERAL SPECIFICATION

Ambient Operating Temperature	-20 to 50 °C
Bussing Possibility	By using spare jumpers.
Housing Colour	Green
Housing Material	PVC / V0 Grade
Mounting Possibility	DIN32 / DIN35 / DIN35-15 / PANEL
Rated Input voltage	12 VDC
Rated output voltage	400 VAC
Supply Voltage Indication	3mm Red LED

CONNECTION SPECIFICATIONS

Type of Connection	Screw Connection
Min. Wire Size	0.5 mm ²
Max. Wire Size	2.5 mm ²
Min. Wire Size(AWG)	30 AWG
Max. Wire Size(AWG)	14 AWG
Wire Stripping Length	8.3 mm
Torque	0.5 Nm
Torque	4.5 lb-in

RELAY GENERAL SPECIFICATIONS

Dielectric Strength	2500 VAC,50/60 Hz,1 min.
Insulation Resistance	1000 M ohms at 500 VDC
Maximum Capacitance (Input to Output)	8p F
Relay Type	Solid State
Must Operate Voltage	9.6 VDC
Must Release Voltage	1 VDC
Maximum Input Current	20 mA
Maximum Reverse Voltage Protection	-14.4 VDC

RELAY OUTPUT/CONTACT SPECIFICATIONS

Contact Type	1 NO (SPST)
Load Current Range	0.1 to 3A
Load Voltage Range	75 to 400 VAC
Turn-On Time (0 Cross Turn On)	1/2 Cycle + 1 ms
Turn-Off Time	1/2 Cycle + 1 ms
Maximum Surge Current	10 times of rated current
Maximum Transient Voltage	600 Vpk
Maximum Leakage Current	1.5 mA
Maximum On State Voltage Drop	1.5 VAC

ORDERING INFORMATION

CAT. NO.	DESCRIPTION	NO. OF CHN.	DIM. DET.	STD. PACK
IMERS1/12D400A3	Interface em Estado Sólido 1NA (SPST) Entrada 12VCC/Saída 400VCA 3A, plug-in, 1 módulo	2	39 X 120 X 74	1
IMERS2/12D400A3	Interface em Estado Sólido 1NA (SPST) Entrada 12VCC/Saída 400VCA 3A, plug-in, 2 módulos	4	69 X 120 X 74	1
IMERS4/12D400A3	Interface em Estado Sólido 1NA (SPST) Entrada 12VCC/Saída 400VCA 3A, plug-in, 4 módulos	8	130 X 120 X 74	1
IMERS8/12D400A3	Interface em Estado Sólido 1NA (SPST) Entrada 12VCC/Saída 400VCA 3A, plug-in, 8 módulos	16	219 X 120 X 74	1

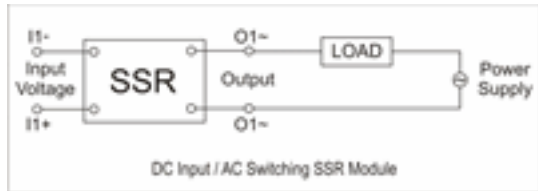
ORDERING INFORMATION....

CAT. NO.	DESCRIPTION	NO. OF CHN.	DIM. DET.	STD. PACK
IMERS16/12D400A3	Interface em Estado Sólido 1NA (SPST) Entrada 12VCC/Saída 400VCA 3A, plug-in, 16 módulos	1	23 X 120 X 74	1
IMER1/12D400A3	Interface em Estado Sólido 1NA (SPST) Entrada 12VCC/Saída 400VCA 3A, soldado, 1 módulo	2	39 X 120 X 74	1
IMER2/12D400A3	Interface em Estado Sólido 1NA (SPST) Entrada 12VCC/Saída 400VCA 3A, soldado, 2 módulos	4	69 X 120 X 74	1
IMER4/12D400A3	Interface em Estado Sólido 1NA (SPST) Entrada 12VCC/Saída 400VCA 3A, soldado, 4 módulos	8	130 X 120 X 74	1
IMER8/12D400A3	Interface em Estado Sólido 1NA (SPST) Entrada 12VCC/Saída 400VCA 3A, soldado, 8 módulos	16	219 X 120 X 74	1
IMER16/12D400A3	Interface em Estado Sólido 1NA (SPST) Entrada 12VCC/Saída 400VCA 3A, soldado, 16 módulos	1	23 X 120 X 74	1

ACCESSORIES

IMAGES	CAT. NO.	DESCRIPTION	STD. PACK
	CA501-1M	Din 32 Rail unslotted 1 meter	50
	CA501-1M-S	Din 32 Rail slotted 1 meter	50
	CA501-2M	Din 32 Rail unslotted 2 meter	50
	CA501-2M-S	Din 32 Rail slotted 2 meter	50
	CA701-1M	Din 35 Rail unslotted 1 meter	50
	CA701-2M	Din 35 Rail unslotted 2 meter	50
	CA701-2M-S	Din 35 Rail slotted 2 meter	50
	CA701-1M-S	Din 35 Rail slotted 1 meter	50
	CA701-15-1M	Din 35 Rail 15 deep unslotted 1 meter	50
	CA701-15-1M-S	Din 35 Rail 15 deep slotted 1 meter	50
	CA701-15-2M	Din 35 Rail 15 deep unslotted 2 meter	50
	CA701-15-2M-S	Din 35 Rail 15 deep slotted 2 meter	50
	CA509/K2	Marking Tag Blank suitable for CDL4U / CDL4U(I.S) / CTL2.5U / CTL2.5UH / CTL2.5UL / CTL2.5HUL / CTL2.5U(I.S)D2 / CGMT4 / CSFL4U / CSFL4U(L) / CMT4 / CMB4 / ASF4 / ASF4(L) / CTS2.5	100
	SCS0.5/3	Electricians Screwdriver for slotted screws	10
	IMACC/ER12D400A3	SSR 12VDC IN 400VAC OUT	1

CIRCUIT DIAGRAM



NOTES

- * Module Lengths mentioned are for RAIL Mounting option only. The lengths may vary for PANEL Mounting.
- ** PANEL Mounting relay modules are available on request. Please use the suffix -P with the cat. no. for ordering. #Module with Other Coil Voltage are available on request.

IMERSxx/24D125D2



SSR Module 1NO (SPST) 24VDC IN 125VDC OUT 2Amp

- Variety of Operating Voltages.
- Low Drive Current (20 mA)
- 2500V Dielectric Strength
- LED Status Indicator
- Photo Isolation
- Built-In Snubber (AC Output)
- Zero Cross Turn-On (AC Output)
- Bipolar Transistor / MOSFET Output(DC Output)
- Mounting options available:DIN Rail Mounting & Panel Mounting
- Easy to replace pluggable SSR.
- Replaceable fuses with simple to operate Horizontal Fuse holders
- Fast Blow & Slow Blow Fuses available as standard
- Fuse rating from 0.1 A to 6.3 A.

GENERAL SPECIFICATION

Ambient Operating Temperature	-20 to +50 °C
Bussing Possibility	By using spare jumpers.
Housing Colour	Green
Housing Material	PVC / V0 Grade
Mounting Possibility	DIN32 / DIN35 / DIN35-15 / PANEL
Rated Input voltage	24 VDC
Rated output voltage	125 VDC
Supply Voltage Indication	3mm Red LED

CONNECTION SPECIFICATIONS

Type of Connection	Screw Connection
Min. Wire Size	0.5 mm ²
Max. Wire Size	2.5 mm ²
Min. Wire Size(AWG)	30 AWG
Max. Wire Size(AWG)	14 AWG
Wire Stripping Length	8.3 mm
Torque	0.5 Nm
Torque	4.5 lb-in

RELAY GENERAL SPECIFICATIONS

Dielectric Strength	2500 VAC,50/60 Hz,1 min.
Insulation Resistance	1000 M ohms at 500 VDC
Maximum Capacitance (Input to Output)	8p F
Relay Type	Solid State
Must Operate Voltage	19.2 VDC
Must Release Voltage	1 VDC
Maximum Input Current	20 mA
Maximum Reverse Voltage Protection	-28.8 VDC

RELAY OUTPUT/CONTACT SPECIFICATIONS

Contact Type	1 NO (SPST)
Load Current Range	0.1 to 2A
Load Voltage Range	3 to 125 VDC
Turn-On Time (0 Cross Turn On)	1 ms
Turn-Off Time	1 ms
Maximum Surge Current	10 times of rated current
Maximum Transient Voltage	125 Vpk
Maximum Leakage Current	0.1 mA
Maximum On State Voltage Drop	1.5 VDC

ORDERING INFORMATION

CAT. NO.	DESCRIPTION	NO. OF CHN.	DIM. DET.	STD. PACK
IMERS1/24D12 5D2	1CH 24VDC IN 125VDC OUT 2A SSR Module With Base (Pluggable Relay)Rail Mount	2	39 X 120 X 74	1
IMERS2/24D12 5D2	2CH 24VDC IN 125VDC OUT 2A SSR Module With Base (Pluggable Relay)Rail Mount	4	69 X 120 X 74	1
IMERS4/24D12 5D2	4CH 24VDC IN 125VDC OUT 2A SSR Module With Base (Pluggable Relay)Rail Mount	8	130 X 120 X 74	1
IMERS8/24D12 5D2	8CH 24VDC IN 125VDC OUT 2A SSR Module With Base (Pluggable Relay)Rail Mount	16	219 X 120 X 74	1
IMERS16/24D1 25D2	16CH 24VDC IN 125VDC OUT 2A SSR Module With Base (Pluggable Relay)Rail Mount	1	23 X 120 X 74	1

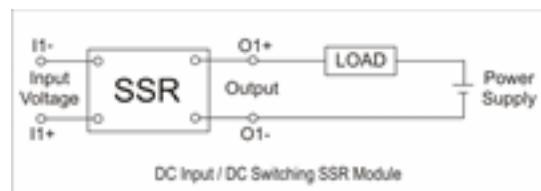
ORDERING INFORMATION....

CAT. NO.	DESCRIPTION	NO. OF CHN.	DIM. DET.	STD. PACK
IMER1/24D125 D2	1CH 24VDC IN 125VDC OUT 2A SSR Module With Soldered Relay Rail Mount	2	39 X 120 X 74	1
IMER2/24D125 D2	2CH 24VDC IN 125VDC OUT 2A SSR Module With Soldered Relay Rail Mount	4	69 X 120 X 74	1
IMER4/24D125 D2	4CH 24VDC IN 125VDC OUT 2A SSR Module With Soldered Relay Rail Mount	8	130 X 120 X 74	1
IMER8/24D125 D2	8CH 24VDC IN 125VDC OUT 2A SSR Module With Soldered Relay Rail Mount	16	219 X 120 X 74	1
IMER16/24D12 5D2	16CH 24VDC IN 125VDC OUT 2A SSR Module With Soldered Relay Rail Mount	1	23 X 120 X 74	1

ACCESSORIES

IMAGES	CAT. NO.	DESCRIPTION	STD. PACK
	CA501-1M	Din 32 Rail unslotted 1 meter	50
	CA501-1M-S	Din 32 Rail slotted 1 meter	50
	CA501-2M	Din 32 Rail unslotted 2 meter	50
	CA501-2M-S	Din 32 Rail slotted 2 meter	50
	CA701-1M	Din 35 Rail unslotted 1 meter	50
	CA701-2M	Din 35 Rail unslotted 2 meter	50
	CA701-2M-S	Din 35 Rail slotted 2 meter	50
	CA701-1M-S	Din 35 Rail slotted 1 meter	50
	CA701-15-1M	Din 35 Rail 15 deep unslotted 1 meter	50
	CA701-15-1M-S	Din 35 Rail 15 deep slotted 1 meter	50
	CA701-15-2M	Din 35 Rail 15 deep unslotted 2 meter	50
	CA701-15-2M-S	Din 35 Rail 15 deep slotted 2 meter	50
	CA509/K2	Marking Tag Blank suitable for CDL4U / CDL4U(I,S) / CTL2.5U / CTL2.5UH / CTL2.5UL / CTL2.5HUL / CTL2.5U(I,S) / CTL2.5U(I,S)D2 / CGMT4 / CSFL4U / CSFL4U(L) / CMT4 / CMB4 / ASF4 / ASF4(L) / CTS2.5(100
	SCS0.5/3	Electricians Screwdriver for slotted screws	10
	IMACC/ER24D125D2	SSR 24VDC IN 125VDC OUT	1

CIRCUIT DIAGRAM



NOTES

* Module Lengths mentioned are for RAIL Mounting option only. The lengths may vary for PANEL Mounting.
** PANEL Mounting relay modules are available on request. Please use the suffix -P with the cat. no. for ordering.
#Module with Other Coil Voltage are available on request.

IMERSxx/24D400A3



SSR Module 1NO (SPST) 24VDC IN 400VAC OUT 3Amp

- Variety of Operating Voltages.
- Low Drive Current (20 mA)
- 2500V Dielectric Strength
- LED Status Indicator
- Photo Isolation
- Built-In Snubber (AC Output)
- Zero Cross Turn-On (AC Output)
- Bipolar Transistor / MOSFET Output(DC Output)
- Mounting options available:DIN Rail Mounting & Panel Mounting
- Easy to replace pluggable SSR.
- Replaceable fuses with simple to operate Horizontal Fuse holders
- Fast Blow & Slow Blow Fuses available as standard
- Fuse rating from 0.1 A to 6.3 A.

GENERAL SPECIFICATION

Ambient Operating Temperature	-20 to 50 °C
Housing Colour	Green
Housing Material	PVC / V0 Grade
Mounting Possibility	DIN 32/DIN 35/DIN 35-15 Rail
Rated Input voltage	24 VDC
Rated output voltage	400 VAC
Supply Voltage Indication	3mm Red LED

CONNECTION SPECIFICATIONS

Type of Connection	Screw Connection
Min. Wire Size	0.5 mm ²
Max. Wire Size	2.5 mm ²
Min. Wire Size(AWG)	30 AWG
Max. Wire Size(AWG)	14 AWG
Wire Stripping Length	8.3 mm
Torque	0.5 Nm
Torque	4.5 lb-in

RELAY GENERAL SPECIFICATIONS

Dielectric Strength	2500 VAC,50/60 Hz,1 min.
Insulation Resistance	1000 M ohms at 500 VDC
Maximum Capacitance (Input to Output)	8p F
Relay Type	Solid State
Must Operate Voltage	19.2 VDC
Must Release Voltage	1 VDC
Maximum Input Current	20 mA
Maximum Reverse Voltage Protection	-28.8 VDC

RELAY OUTPUT/CONTACT SPECIFICATIONS

Contact Type	1 NO (SPST)
Load Current Range	0.1 to 3A
Load Voltage Range	75 to 400 VAC
Turn-On Time (0 Cross Turn On)	1/2 Cycle + 1 ms
Turn-Off Time	1/2 Cycle + 1 ms
Maximum Surge Current	10 times of rated current
Maximum Transient Voltage	600 Vpk
Maximum Leakage Current	1.5 mA
Maximum On State Voltage Drop	1.5 VAC

ORDERING INFORMATION

CAT. NO.	DESCRIPTION	NO. OF CHN.	DIM. DET.	STD. PACK
IMERS1/24D400A3	1CH 24VDC IN 400VDC OUT 3A SSR Module With Base (Pluggable Relay)Rail Mount	2	39 X 120 X 74	1
IMERS2/24D400A3	2CH 24VDC IN 400VDC OUT 3A SSR Module With Base (Pluggable Relay)Rail Mount	4	69 X 120 X 74	1
IMERS4/24D400A3	4CH 24VDC IN 400VDC OUT 3A SSR Module With Base (Pluggable Relay)Rail Mount	8	130 X 120 X 74	1
IMERS8/24D400A3	8CH 24VDC IN 400VDC OUT 3A SSR Module With Base (Pluggable Relay)Rail Mount	16	219 X 120 X 74	1
IMERS16/24D400A3	16CH 24VDC IN 400VDC OUT 3A SSR Module With Base (Pluggable Relay)Rail Mount	1	23 X 120 X 74	1

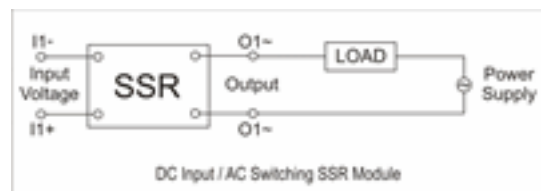
ORDERING INFORMATION....

CAT. NO.	DESCRIPTION	NO. OF CHN.	DIM. DET.	STD. PACK
IMER1/24D400A3	1CH 24VDC IN 400VDC OUT 3A SSR Module With Soldered Relay Rail Mount	2	39X 120 X 74	1
IMER2/24D400A3	2CH 24VDC IN 400VDC OUT 3A SSR Module With Soldered Relay Rail Mount	4	69 X 120 X 74	1
IMER4/24D400A3	4CH 24VDC IN 400VDC OUT 3A SSR Module With Soldered Relay Rail Mount	8	130 X 120 X 74	1
IMER8/24D400A3	8CH 24VDC IN 400VDC OUT 3A SSR Module With Soldered Relay Rail Mount	16	219 X 120 X 74	1
IMER16/24D400A3	16CH 24VDC IN 400VDC OUT 3A SSR Module With Soldered Relay Rail Mount	1	23 X 120 X 74	1

ACCESSORIES

IMAGES	CAT. NO.	DESCRIPTION	STD. PACK
	CA501-1M	Din 32 Rail unslotted 1 meter	50
	CA501-1M-S	Din 32 Rail slotted 1 meter	50
	CA501-2M	Din 32 Rail unslotted 2 meter	50
	CA501-2M-S	Din 32 Rail slotted 2 meter	50
	CA701-1M	Din 35 Rail unslotted 1 meter	50
	CA701-2M	Din 35 Rail unslotted 2 meter	50
	CA701-2M-S	Din 35 Rail slotted 2 meter	50
	CA701-1M-S	Din 35 Rail slotted 1 meter	50
	CA701-15-1M	Din 35 Rail 15 deep unslotted 1 meter	50
	CA701-15-1M-S	Din 35 Rail 15 deep slotted 1 meter	50
	CA701-15-2M	Din 35 Rail 15 deep unslotted 2 meter	50
	CA701-15-2M-S	Din 35 Rail 15 deep slotted 2 meter	50
	CA509/K2	Marking Tag Blank suitable for CDL4U / CDL4U(I,S) / CTL2.5U / CTL2.5UH / CTL2.5UL / CTL2.5HUL / CTL2.5U(I,S) / CTL2.5U(I,S)D2 / CGMT4 / CSFL4U / CSFL4U(L) / CMT4 / CMB4 / ASF4 / ASF4(L) / CTS2.5(100
	SCS0.5/3	Electricians Screwdriver for slotted screws	10
	IMACC/ER24D400A3	SSR 24VDC IN 400VAC OUT	1

CIRCUIT DIAGRAM



NOTES

* Module Lengths mentioned are for RAIL Mounting option only. The lengths may vary for PANEL Mounting.
** PANEL Mounting relay modules are available on request. Please use the suffix -P with the cat. no. for ordering.
#Module with Other Coil Voltage are available on request.

IMERSFxx/05D125D2



SSR Module 1NO (SPST) 5VDC IN 125VDC OUT 2Amp With Output Fuse Protection

- Variety of Operating Voltages.
- Low Drive Current (20 mA)
- 2500V Dielectric Strength
- LED Status Indicator
- Photo Isolation
- Built-In Snubber (AC Output)
- Zero Cross Turn-On (AC Output)
- Bipolar Transistor / MOSFET Output(DC Output)
- Mounting options available:DIN Rail Mounting & Panel Mounting
- Easy to replace pluggable SSR.
- Replaceable fuses with simple to operate Horizontal Fuse holders
- Fast Blow &Slow Blow Fuses available as standard
- Fuse rating from 0.1 A to 6.3 A.

GENERAL SPECIFICATION

Ambient Operating Temperature	-20 to 50 °C
Bussing Possibility	By using spare jumpers.
Housing Colour	Green
Housing Material	PVC / V0 Grade
Mounting Possibility	DIN32 / DIN35 / DIN35-15 / PANEL
Rated Input voltage	5 VDC
Rated output voltage	Upto125 VDC
Supply Voltage Indication	3mm Red LED

FUSE SPECIFICATIONS

Fuse Rating	0.1, 0.5, 0.63, 1, 2, 3, 4, 5, 6, 6.3 A
Fuse Size	5 x 20 mm
Fuse Type	Fast Blow/Slow Blow

CONNECTION SPECIFICATIONS

Type of Connection	Screw Connection
Min. Wire Size	0.5 mm ²
Max. Wire Size	2.5 mm ²
Min. Wire Size(AWG)	30 AWG
Max. Wire Size(AWG)	14 AWG
Wire Stripping Length	8.3 mm
Torque	0.5 Nm
Torque	4.5 lb-in

RELAY GENERAL SPECIFICATIONS

Dielectric Strength	2500 VAC,50/60 Hz,1 min.
Insulation Resistance	1000 M ohms at 500 VDC
Maximum Capacitance (Input to Output)	8p F
Relay Type	Solid State
Must Operate Voltage	4 VDC
Must Release Voltage	1 VDC
Maximum Input Current	20 mA
Maximum Reverse Voltage Protection	-6 VDC

RELAY OUTPUT/CONTACT SPECIFICATIONS

Contact Type	1 NO (SPST)
Load Current Range	0.1 to 2A
Load Voltage Range	3 to 125 VDC
Turn-On Time (0 Cross Turn On)	1 ms
Turn-Off Time	1 ms
Maximum Surge Current	10 times of rated current
Maximum Transient Voltage	125Vpk
Maximum Leakage Current	0.1 mA
Maximum On State Voltage Drop	1.5 VAC

FUSE HOLDER SPECIFICATIONS

Cap Design	Flat
Fuse Size	5 x 20 mm
Mounting type	Horizontal
Rated Current	6.3 A

ORDERING INFORMATION

CAT. NO.	DESCRIPTION	NO. OF CHN.	DIM. DET.	STD. PACK
IMERSF1/05D1 25D2	1CH 5VDC IN 125VDC OUT 2A Output Fuse SSR Module With Base (Pluggable Relay)Rail Mount	1	23 X 88 X 74	1
IMERSF2/05D1	2CH 5VDC IN 125VDC	1	45 X 88 X 74	2



ORDERING INFORMATION....

CAT. NO.	DESCRIPTION	NO. OF CHN.	DIM. DET.	STD. PACK
25D2	OUT 2A Output Fuse SSR Module With Base (Pluggable Relay)Rail Mount			
IMERSF4/05D 125D2	4CH 5VDC IN 125VDC OUT 2A Output Fuse SSR Module With Base (Pluggable Relay)Rail Mount	1	79 X 88 X 74	4
IMERSF8/05D 125D2	8CH 5VDC IN 125VDC OUT 2A Output Fuse SSR Module With Base (Pluggable Relay)Rail Mount	1	148 X 88 X 74	8
IMERSF16/05 D125D2	16CH 5VDC IN 125VDC OUT 2A Output Fuse SSR Module With Base (Pluggable Relay)Rail Mount	1	289 X 88 X 74	16
IMERF1/05D12 5D2	1CH 5VDC IN 125VDC OUT 2A Output Fuse SSR Module With Soldered Relay Rail Mount	1	23 X 88 X 74	1
IMERF2/05D12 5D2	2CH 5VDC IN 125VDC OUT 2A Output Fuse SSR Module With Soldered Relay Rail Mount	1	45 X 88 X 74	2
IMERF4/05D12 5D2	4CH 5VDC IN 125VDC OUT 2A Output Fuse SSR Module With Soldered Relay Rail Mount	1	79 X 88 X 74	4
IMERF8/05D12 5D2	8CH 5VDC IN 125VDC OUT 2A Output Fuse SSR Module With Soldered Relay Rail Mount	1	148 X 88 X 74	8
IMERF16/05D1 25D2	16CH 5VDC IN 125VDC OUT 2A Output Fuse SSR Module With Soldered Relay Rail Mount	1	289 X 88 X 74	16

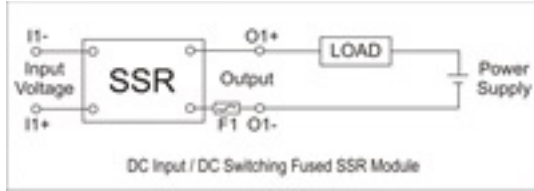
ACCESSORIES

IMAGES	CAT. NO.	DESCRIPTION	STD. PACK
	CA501-1M	Din 32 Rail unslotted 1 meter	50
	CA501-1M-S	Din 32 Rail slotted 1 meter	50
	CA501-2M	Din 32 Rail unslotted 2 meter	50
	CA501-2M-S	Din 32 Rail slotted 2 meter	50
	CA701-1M	Din 35 Rail unslotted 1 meter	50
	CA701-2M	Din 35 Rail unslotted 2 meter	50
	CA701-2M-S	Din 35 Rail slotted 2 meter	50
	CA701-1M-S	Din 35 Rail slotted 1 meter	50
	CA701-15-1M	Din 35 Rail 15 deep unslotted 1 meter	50
	CA701-15-1M-S	Din 35 Rail 15 deep slotted 1 meter	50
	CA701-15-2M	Din 35 Rail 15 deep unslotted 2 meter	50
	CA701-15-2M-S	Din 35 Rail 15 deep slotted 2 meter	50
	CA509/K2	Marking Tag Blank suitable for CDL4U / CDL4U(I,S) / CTL2.5U / CTL2.5UH / CTL2.5UL / CTL2.5HUL / CTL2.5U(I,S) / CTL2.5U(I,S)D2 / CGMT4 / CSFL4U / CSFL4U(L) / CMT4 / CMB4 / ASF4 / ASF4(L) / CTS2.5()	100

ACCESSORIES....

IMAGES	CAT. NO.	DESCRIPTION	STD. PACK
	SCS0.5/3	Electricians Screwdriver for slotted screws	10
	IMACC/ER05D125D2	SSR 5VDC IN 125VDC OUT	1

CIRCUIT DIAGRAM



NOTES

- * Module Lengths mentioned are for RAIL Mounting option only. The lengths may vary for PANEL Mounting.
- ** PANEL Mounting relay modules are available on request. Please use the suffix -P with the cat. no. for ordering.

IMERSFxx/05D400A3



SSR Module 1NO (SPST) 5VDC IN 400VAC OUT 3Amp With Output Fuse Protection

- Variety of Operating Voltages.
- Low Drive Current (20 mA)
- 2500V Dielectric Strength
- LED Status Indicator
- Photo Isolation
- Built-In Snubber (AC Output) -Zero Cross Turn-On (AC Output)
- Bipolar Transistor / MOSFET Output(DC Output)
- Mounting options available:DIN Rail Mounting & Panel Mounting
- Easy to replace pluggable SSR.
- Replaceable fuses with simple to operate Horizontal Fuse holders
- Fast Blow &Slow Blow Fuses available as standard
- Fuse rating from 0.1 A to 6.3 A.

GENERAL SPECIFICATION

Ambient Operating Temperature	-20 to 50 °C
Bussing Possibility	By using spare jumpers.
Housing Colour	Green
Housing Material	PVC / V0 Grade
Mounting Possibility	DIN32 / DIN35 / DIN35-15 / PANEL
Rated Input voltage	5 VDC
Rated output voltage	Upto400 VAC
Supply Voltage Indication	3mm Red LED

FUSE SPECIFICATIONS

Fuse Rating	0.1, 0.5, 0.63, 1, 2, 3, 4, 5, 6, 6.3 A
Fuse Size	5 x 20 mm
Fuse Type	Fast Blow/Slow Blow

CONNECTION SPECIFICATIONS

Type of Connection	Screw Connection
Min. Wire Size	0.5 mm ²
Max. Wire Size	2.5 mm ²
Min. Wire Size(AWG)	30 AWG
Max. Wire Size(AWG)	14 AWG
Wire Stripping Length	8.3 mm
Torque	0.5 Nm
Torque	4.5 lb-in

RELAY GENERAL SPECIFICATIONS

Dielectric Strength	2500 VAC,50/60 Hz,1 min.
Insulation Resistance	1000 M ohms at 500 VDC
Maximum Capacitance (Input to Output)	8p F
Relay Type	Solid State
Must Operate Voltage	4 VDC
Must Release Voltage	1 VDC
Maximum Input Current	20 mA
Maximum Reverse Voltage Protection	-6 VDC

RELAY OUTPUT/CONTACT SPECIFICATIONS

Contact Type	1 NO (SPST)
Load Current Range	0.1 to 3A
Load Voltage Range	75 to 400 VAC
Turn-On Time (0 Cross Turn On)	1/2 Cycle + 1 ms
Turn-Off Time	1/2 Cycle + 1 ms
Maximum Surge Current	10 times of rated current
Maximum Transient Voltage	600Vpk
Maximum Leakage Current	1.5 mA
Maximum On State Voltage Drop	1.5 VAC

FUSE HOLDER SPECIFICATIONS

Cap Design	Flat
Fuse Size	5 x 20 mm
Mounting type	Horizontal
Rated Current	6.3 A

ORDERING INFORMATION

CAT. NO.	DESCRIPTION	NO. OF CHN.	DIM. DET.	STD. PACK
IMERSF1/05D400A3	1CH 5VDC IN 400VAC OUT 3A SSR Module With Output Fuse & Base (Pluggable Relay)Rail Mount	2	39 X 120 X 74	1
IMERSF2/05D4	2CH 5VDC IN 400VAC	4	69 X 120 X 74	1



ORDERING INFORMATION....

CAT. NO.	DESCRIPTION	NO. OF CHN.	DIM. DET.	STD. PACK
00A3	OUT 3A SSR Module With Output Fuse & Base (Pluggable Relay)Rail Mount			
IMERSF4/05D400A3	4CH 5VDC IN 400VAC OUT 3A SSR Module With Output Fuse & Base (Pluggable Relay)Rail Mount	8	130 X 120 X 74	1
IMERSF8/05D400A3	8CH 5VDC IN 400VAC OUT 3A SSR Module With Output Fuse & Base (Pluggable Relay)Rail Mount	16	219 X 120 X 74	1
IMERSF16/05D400A3	16CH 5VDC IN 400VAC OUT 3A SSR Module With Output Fuse & Base (Pluggable Relay)Rail Mount	1	23 X 120 X 74	1
IMERF1/05D400A3	1CH 5VDC IN 400VAC OUT 3A SSR Module With Output Fuse & Soldered Relay Rail Mount	2	39 X 120 X 74	1
IMERF2/05D400A3	2CH 5VDC IN 400VAC OUT 3A SSR Module With Output Fuse & Soldered Relay Rail Mount	4	69 X 120 X 74	1
IMERF4/05D400A3	4CH 5VDC IN 400VAC OUT 3A SSR Module With Output Fuse & Soldered Relay Rail Mount	8	130 X 120 X 74	1
IMERF8/05D400A3	8CH 5VDC IN 400VAC OUT 3A SSR Module With Output Fuse & Soldered Relay Rail Mount	16	219 X 120 X 74	1
IMERF16/05D400A3	16CH 5VDC IN 400VAC OUT 3A SSR Module With Output Fuse & Soldered Relay Rail Mount	1	39 X 120 X 74	1

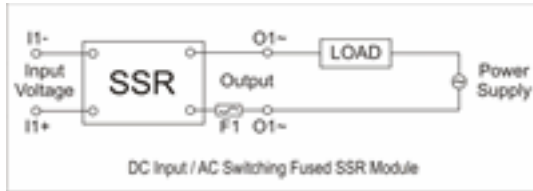
ACCESSORIES

IMAGES	CAT. NO.	DESCRIPTION	STD. PACK
	CA501-1M	Din 32 Rail unslotted 1 meter	50
	CA501-1M-S	Din 32 Rail slotted 1 meter	50
	CA501-2M	Din 32 Rail unslotted 2 meter	50
	CA501-2M-S	Din 32 Rail slotted 2 meter	50
	CA701-1M	Din 35 Rail unslotted 1 meter	50
	CA701-2M	Din 35 Rail unslotted 2 meter	50
	CA701-2M-S	Din 35 Rail slotted 2 meter	50
	CA701-1M-S	Din 35 Rail slotted 1 meter	50
	CA701-15-1M	Din 35 Rail 15 deep unslotted 1 meter	50
	CA701-15-1M-S	Din 35 Rail 15 deep slotted 1 meter	50
	CA701-15-2M	Din 35 Rail 15 deep unslotted 2 meter	50
	CA701-15-2M-S	Din 35 Rail 15 deep slotted 2 meter	50
	CA509/K2	Marking Tag Blank suitable for CDL4U / CDL4U(I,S) / CTL2.5U / CTL2.5UH / CTL2.5UL / CTL2.5HUL / CTL2.5U(I,S) / CTL2.5U(I,S)D2 / CGMT4 / CSFL4U / CSFL4U(L) / CMT4 / CMB4 / ASF4 / ASF4(L) / CTS2.5()	100

ACCESSORIES....

IMAGES	CAT. NO.	DESCRIPTION	STD. PACK
	SCS0.5/3	Electricians Screwdriver for slotted screws	10
	IMACC/ER05D400A3	SSR 5VDC IN 400VAC OUT	1

CIRCUIT DIAGRAM



NOTES

* Module Lengths mentioned are for RAIL Mounting option only. The lengths may vary for PANEL Mounting.
 ** PANEL Mounting relay modules are available on request. Please use the suffix -P with the cat. no. for ordering.

IMERSFxx/12D125D2



SSR Module 1NO (SPST) 12VDC IN 125VDC OUT 2Amp With Output Fuse Protection

- Variety of Operating Voltages.
- Low Drive Current (20 mA)
- 2500V Dielectric Strength
- LED Status Indicator
- Photo Isolation
- Built-In Snubber (AC Output)
- Zero Cross Turn-On (AC Output)
- Bipolar Transistor / MOSFET Output(DC Output)
- Mounting options available:DIN Rail Mounting & Panel Mounting
- Easy to replace pluggable SSR.
- Replaceable fuses with simple to operate Horizontal Fuse holders
- Fast Blow &Slow Blow Fuses available as standard
- Fuse rating from 0.1 A to 6.3 A.

GENERAL SPECIFICATION

Ambient Operating Temperature	-20 to +50 °C
Bussing Possibility	By using spare jumpers.
Housing Colour	Green
Housing Material	PVC / V0 Grade
Mounting Possibility	DIN32 / DIN35 / DIN35-15 / PANEL
Rated Input voltage	12 VDC
Rated output voltage	Upto125 VDC
Supply Voltage Indication	3mm Red LED

FUSE SPECIFICATIONS

Fuse Rating	0.1, 0.5, 0.63, 1, 2, 3, 4, 5, 6, 6.3 A
Fuse Size	5 x 20 mm
Fuse Type	Fast Blow/Slow Blow

CONNECTION SPECIFICATIONS

Type of Connection	Screw Connection
Min. Wire Size	0.5 mm ²
Max. Wire Size	2.5 mm ²
Min. Wire Size(AWG)	30 AWG
Max. Wire Size(AWG)	14 AWG
Wire Stripping Length	8.3 mm
Torque	0.5 Nm
Torque	4.5 lb-in

RELAY GENERAL SPECIFICATIONS

Dielectric Strength	2500 VAC,50/60 Hz,1 min.
Insulation Resistance	1000 M ohms at 500 VDC
Maximum Capacitance (Input to Output)	8p F
Relay Type	Solid State
Must Operate Voltage	9.6 VDC
Must Release Voltage	1 VDC
Maximum Input Current	20 mA
Maximum Reverse Voltage Protection	-14.4 VDC

RELAY OUTPUT/CONTACT SPECIFICATIONS

Contact Type	1 NO (SPST)
Load Current Range	0.1 to 2A
Load Voltage Range	3 to 125 VDC
Turn-On Time (0 Cross Turn On)	1 ms
Turn-Off Time	1 ms
Maximum Surge Current	10 times of rated current
Maximum Transient Voltage	125 Vpk
Maximum Leakage Current	0.1 mA
Maximum On State Voltage Drop	1.5 VDC

FUSE HOLDER SPECIFICATIONS

Cap Design	Flat
Fuse Size	5 x 20 mm
Mounting type	Horizontal
Rated Current	6.3 A

ORDERING INFORMATION

CAT. NO.	DESCRIPTION	NO. OF CHN.	DIM. DET.	STD. PACK
IMERSF1/12D1 25D2	1CH 5VDC IN 125VDC OUT 2A Output Fuse SSR Module With Base (Pluggable Relay)Rail Mount	2	39 X 120 X 74	2
IMERSF2/12D1	2CH 5VDC IN 125VDC	4	69 X 120 X 74	4



ORDERING INFORMATION....

CAT. NO.	DESCRIPTION	NO. OF CHN.	DIM. DET.	STD. PACK
25D2	OUT 2A Output Fuse SSR Module With Base (Pluggable Relay)Rail Mount			
IMERSF4/12D 125D2	4CH 12VDC IN 125VDC OUT 2A Output Fuse SSR Module With Base (Pluggable Relay)Rail Mount	8	130 X 120 X 74	8
IMERSF8/12D 125D2	8CH 12VDC IN 125VDC OUT 2A Output Fuse SSR Module With Base (Pluggable Relay)Rail Mount	16	219 X 120 X 74	16
IMERF16/12D1 25D2	16CH 12VDC IN 125VDC OUT 2A Output Fuse SSR Module With Base (Pluggable Relay)Rail Mount	1	23 X 120 X 74	1
IMERF1/12D12 5D2	1CH 12VDC IN 125VDC OUT 2A Output Fuse SSR Module With Soldered Relay Rail Mount Rail Mount	2	39 X 120 X 74	1
IMERF2/12D12 5D2	1CH 12VDC IN 125VDC OUT 2A Output Fuse SSR Module With Soldered Relay Rail Mount Rail Mount	4	69 X 120 X 74	1
IMERF4/05D12 5D2	4CH 12VDC IN 125VDC OUT 2A Output Fuse SSR Module With Soldered Relay Rail Mount	8	130 X 120 X 74	1
IMERF8/12D12 5D2	8CH 12VDC IN 125VDC OUT 2A Output Fuse SSR Module With Soldered Relay Rail Mount	16	219 X 120 X 74	1
IMERF16/12D1 25D2	16CH 12VDC IN 125VDC OUT 2A Output Fuse SSR Module With Soldered Relay Rail Mount	1	23 X 120 X 74	1

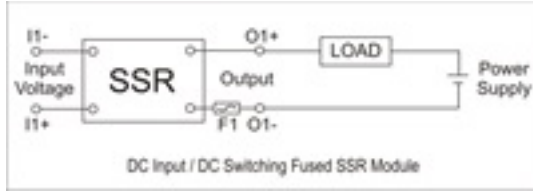
ACCESSORIES

IMAGES	CAT. NO.	DESCRIPTION	STD. PACK
	CA501-1M	Din 32 Rail unslotted 1 meter	50
	CA501-1M-S	Din 32 Rail slotted 1 meter	50
	CA501-2M	Din 32 Rail unslotted 2 meter	50
	CA501-2M-S	Din 32 Rail slotted 2 meter	50
	CA701-1M	Din 35 Rail unslotted 1 meter	50
	CA701-2M	Din 35 Rail unslotted 2 meter	50
	CA701-2M-S	Din 35 Rail slotted 2 meter	50
	CA701-1M-S	Din 35 Rail slotted 1 meter	50
	CA701-15-1M	Din 35 Rail 15 deep unslotted 1 meter	50
	CA701-15-1M-S	Din 35 Rail 15 deep slotted 1 meter	50
	CA701-15-2M	Din 35 Rail 15 deep unslotted 2 meter	50
	CA701-15-2M-S	Din 35 Rail 15 deep slotted 2 meter	50
	CA509/K2	Marking Tag Blank suitable for CDL4U / CDL4U(I,S) / CTL2.5U / CTL2.5UH / CTL2.5UL / CTL2.5HUL / CTL2.5U(I,S) / CTL2.5U(I,S)D2 / CGMT4 / CSFL4U / CSFL4U(L) / CMT4 / CMB4 / ASF4 / ASF4(L) / CTS2.5()	100

ACCESSORIES....

IMAGES	CAT. NO.	DESCRIPTION	STD. PACK
	SCS0.5/3	Electricians Screwdriver for slotted screws	10
	IMACC/ER12D125D2	SSR 12VDC IN 125VDC OUT	1

CIRCUIT DIAGRAM



NOTES

* Module Lengths mentioned are for RAIL Mounting option only. The lengths may vary for PANEL Mounting.
 ** PANEL Mounting relay modules are available on request. Please use the suffix -P with the cat. no. for ordering.

IMERSFxx/12D400A3



SSR Module 1NO (SPST) 12VDC IN 400VAC OUT 3Amp With Output Fuse Protection

- Variety of Operating Voltages.
- Low Drive Current (20 mA)
- 2500V Dielectric Strength
- LED Status Indicator
- Photo Isolation
- Built-In Snubber (AC Output)
- Zero Cross Turn-On (AC Output)
- Bipolar Transistor / MOSFET Output(DC Output)
- Mounting options available:DIN Rail Mounting & Panel Mounting
- Easy to replace pluggable SSR.
- Replaceable fuses with simple to operate Horizontal Fuse holders
- Fast Blow & Slow Blow Fuses available as standard
- Fuse rating from 0.1 A to 6.3 A.

GENERAL SPECIFICATION

Ambient Operating Temperature	-20 to 50 °C
Bussing Possibility	By using spare jumpers.
Housing Colour	Green
Housing Material	PVC / V0 Grade
Mounting Possibility	DIN32 / DIN35 / DIN35-15 / PANEL
Rated Current/Channel	12 A
Rated Input voltage	Upto400 VAC
Rated output voltage	Upto400 VAC
Supply Voltage Indication	3mm Red LED

FUSE SPECIFICATIONS

Fuse Rating	0.1, 0.5, 0.63, 1, 2, 3, 4, 5, 6, 6.3 A
Fuse Size	5 x 20 mm
Fuse Type	Fast Blow/Slow Blow

CONNECTION SPECIFICATIONS

Type of Connection	Screw Connection
Min. Wire Size	0.5 AWG
Max. Wire Size	2.5 AWG
Min. Wire Size(AWG)	30 mm ²
Max. Wire Size(AWG)	14 mm ²
Wire Stripping Length	8.3 mm
Torque	0.5 Nm
Torque	4.5 lb-in

RELAY GENERAL SPECIFICATIONS

Dielectric Strength	2500 VAC,50/60 Hz,1 min.
Insulation Resistance	1000 M ohms at 500 VDC
Maximum Capacitance (Input to Output)	8p F
Relay Type	Solid State
Must Operate Voltage	9.6 V
Must Release Voltage	1 VDC
Maximum Input Current	20 mA
Maximum Reverse Voltage Protection	-14.4 VDC

RELAY OUTPUT/CONTACT SPECIFICATIONS

Contact Type	1 NO (SPST)
Load Current Range	0.1 to 3A
Maximum Switching Voltage	1.5 V
Load Voltage Range	75 to 400 VAC
Blocking Voltage	1.5 VAC
Turn-On Time (0 Cross Turn On)	1/2 Cycle + 1 ms
Turn-Off Time	1/2 Cycle + 1 ms
Maximum Surge Current	10 times of rated current
Maximum Transient Voltage	600 Vpk
Maximum Leakage Current	1.5 mA
Maximum On State Voltage Drop	1.5 VAC

FUSE HOLDER SPECIFICATIONS

Cap Design	Flat
Fuse Size	5 x 20 mm
Mounting type	Horizontal
Rated Current	6.3 A




ORDERING INFORMATION

CAT. NO.	DESCRIPTION	NO. OF CHN.	DIM. DET.	STD. PACK
IMERSF1/12D400A3	1CH 12VDC IN 400VAC OUT 3A SSR Module With Output Fuse & Base (Pluggable Relay)Rail Mount	2	52 X 120 X 74	1
IMERSF2/12D400A3	2CH 12VDC IN 400VAC OUT 3A SSR Module With Output Fuse & Base (Pluggable Relay)Rail Mount	4	102 X 120 X 74	1
IMERSF4/12D400A3	4CH 12VDC IN 400VAC OUT 3A SSR Module With Output Fuse & Base (Pluggable Relay)Rail Mount	8	190 X 120 X 74	1
IMERSF8/12D400A3	8CH 12VDC IN 400VAC OUT 3A SSR Module With Output Fuse & Base (Pluggable Relay)Rail Mount	16	312 X 120 X 74	1
IMERSF16/12D400A3	16CH 12VDC IN 400VAC OUT 3A SSR Module With Output Fuse & Base (Pluggable Relay)Rail Mount	1	26 X 120 X 74	1
IMERF1/12D400A3	1CH 12VDC IN 400VAC OUT 3A SSR Module With Output Fuse & Soldered Relay Rail Mount	2	39 X 120 X 74	1
IMERF2/12D400A3	2CH 12VDC IN 400VAC OUT 3A SSR Module With Output Fuse & Soldered Relay Rail Mount	4	102 X 120 X 74	1
IMERF4/12D400A3	4CH 12VDC IN 400VAC OUT 3A SSR Module With Output Fuse & Soldered Relay Rail Mount	8	190 X 120 X 74	1
IMERF8/12D400A3	8CH 12VDC IN 400VAC OUT 3A SSR Module With Output Fuse & Soldered Relay Rail Mount	16	312 X 120 X 74	1
IMERF16/12D400A3	16CH 12VDC IN 400VAC OUT 3A SSR Module With Output Fuse & Soldered Relay Rail Mount	1	26 X 120 X 74	1

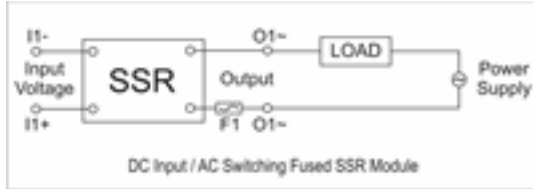
ACCESSORIES

IMAGES	CAT. NO.	DESCRIPTION	STD. PACK
	CA501-1M	Din 32 Rail unslotted 1 meter	50
	CA501-1M-S	Din 32 Rail slotted 1 meter	50
	CA501-2M	Din 32 Rail unslotted 2 meter	50
	CA501-2M-S	Din 32 Rail slotted 2 meter	50
	CA701-1M	Din 35 Rail unslotted 1 meter	50
	CA701-2M	Din 35 Rail unslotted 2 meter	50
	CA701-2M-S	Din 35 Rail slotted 2 meter	50
	CA701-1M-S	Din 35 Rail slotted 1 meter	50
	CA701-15-1M	Din 35 Rail 15 deep unslotted 1 meter	50
	CA701-15-1M-S	Din 35 Rail 15 deep slotted 1 meter	50
	CA701-15-2M	Din 35 Rail 15 deep unslotted 2 meter	50
	CA701-15-2M-S	Din 35 Rail 15 deep slotted 2 meter	50

ACCESSORIES....

IMAGES	CAT. NO.	DESCRIPTION	STD. PACK
	CA509/K2	Marking Tag Blank suitable for CDL4U / CDL4U(L.S) / CTL2.5U / CTL2.5UH / CTL2.5UL / CTL2.5HUL / CTL2.5U(L.S) / CTL2.5U(L.S)D2 / CGMT4 / CSFL4U / CSFL4U(L) / CMT4 / CMB4 / ASF4 / ASF4(L) / CTS2.5	100
	SCS0.5/3	Electricians Screwdriver for slotted screws	10
	IMACC/ER12D400A3	SSR 12VDC IN 400VAC OUT	1

CIRCUIT DIAGRAM



NOTES

* Module Lengths mentioned are for RAIL Mounting option only. The lengths may vary for PANEL Mounting.
 ** PANEL Mounting relay modules are available on request. Please use the suffix -P with the cat. no. for ordering.

IMERSFxx/24D125D2



SSR Module 1NO (SPST) 24VDC IN 125VDC OUT 2Amp With Output Fuse Protection

- Variety of Operating Voltages.
- Low Drive Current (20 mA)
- 2500V Dielectric Strength
- LED Status Indicator
- Photo Isolation
- Built-In Snubber (AC Output)
- Zero Cross Turn-On (AC Output)
- Bipolar Transistor / MOSFET Output(DC Output)
- Mounting options available:DIN Rail Mounting & Panel Mounting
- Easy to replace pluggable SSR.
- Replaceable fuses with simple to operate Horizontal Fuse holders
- Fast Blow &Slow Blow Fuses available as standard
- Fuse rating from 0.1 A to 6.3 A.

GENERAL SPECIFICATION

Ambient Operating Temperature	-20 to 50 °C
Bussing Possibility	By using spare jumpers.
Housing Colour	Green
Housing Material	PVC / V0 Grade
Mounting Possibility	DIN32 / DIN35 / DIN35-15 / PANEL
Rated Input voltage	24 VDC
Rated output voltage	125 VDC
Supply Voltage Indication	3mm Red LED

FUSE SPECIFICATIONS

Fuse Rating	0.1, 0.5, 0.63, 1, 2, 3, 4, 5, 6, 6.3 A
Fuse Size	5 x 20 mm
Fuse Type	Fast Blow/Slow Blow

CONNECTION SPECIFICATIONS

Type of Connection	Screw Connection
Min. Wire Size	0.5 mm ²
Max. Wire Size	2.5 mm ²
Min. Wire Size(AWG)	30 AWG
Max. Wire Size(AWG)	14 AWG
Wire Stripping Length	8.3 mm
Torque	0.5 Nm
Torque	4.5 lb-in

RELAY GENERAL SPECIFICATIONS

Dielectric Strength	2500 VAC,50/60 Hz,1 min.
Insulation Resistance	1000 M ohms at 500 VDC
Maximum Capacitance (Input to Output)	8p F
Relay Type	Solid State
Must Operate Voltage	19.2 VDC
Must Release Voltage	1 VDC
Maximum Input Current	20 mA
Maximum Reverse Voltage Protection	-28.8 VDC

RELAY OUTPUT/CONTACT SPECIFICATIONS

Contact Type	1 NO (SPST)
Load Current Range	0.1 to 2A
Load Voltage Range	3 to 125 VDC
Turn-On Time (0 Cross Turn On)	1 ms
Turn-Off Time	1 ms
Maximum Surge Current	10 times of rated current
Maximum Transient Voltage	125 Vpk
Maximum Leakage Current	0.1 mA
Maximum On State Voltage Drop	1.5 VDC

FUSE HOLDER SPECIFICATIONS

Cap Design	Flat
Fuse Size	5 x 20 mm
Mounting type	Horizontal
Rated Current	6.3 A

ORDERING INFORMATION

CAT. NO.	DESCRIPTION	NO. OF CHN.	DIM. DET.	STD. PACK
IMERSF2/24D1 25D2	1CH 24VDC IN 125VDC OUT 2A SSR Module With Output Fuse & Base (Pluggable Relay) Rail Mount	2	52 X 120 X 74	1
IMERSF4/24D1	2CH 24VDC IN 125VDC	4	102 X 120 X 74	1



ORDERING INFORMATION....

CAT. NO.	DESCRIPTION	NO. OF CHN.	DIM. DET.	STD. PACK
25D2	OUT 2A SSR Module With Output Fuse & Base (Pluggable Relay) Rail Mount			
IMERSF8/24D 125D2	4CH 24VDC IN 125VDC OUT 2A SSR Module With Output Fuse & Base (Pluggable Relay) Rail Mount	8	190 X 120 X 74	1
IMERSF16/24 D125D2	8CH 24VDC IN 125VDC OUT 2A SSR Module With Output Fuse & Base (Pluggable Relay) Rail Mount	16	312X 120 X 74	1
IMERSF16/24 D125D2	16CH 24VDC IN 125VDC OUT 2A SSR Module With Output Fuse & Base (Pluggable Relay) Rail Mount	1	26 X 120 X 74	1
IMERF1/24D12 5D2	1CH 24VDC IN 125VDC OUT 2A SSR Module With Output Fuse & Soldered Relay Rail Mount	2	52X 120 X 74	1
IMERF2/24D12 5D2	2CH 24VDC IN 125VDC OUT 2A SSR Module With Output Fuse & Soldered Relay Rail Mount	4	102 X 120 X 74	1
IMERF4/24D12 5D2	4CH 24VDC IN 125VDC OUT 2A SSR Module With Output Fuse & Soldered Relay Rail Mount	8	190 X 120 X 74	1
IMERF8/24D12 5D2	8CH 24VDC IN 125VDC OUT 2A SSR Module With Output Fuse & Soldered Relay Rail Mount	16	312 X 120 X 74	1
IMERF16/24D1 25D2	16CH 24VDC IN 125VDC OUT 2A SSR Module With Output Fuse & Soldered Relay Rail Mount	1	26 X 120 X 74	1

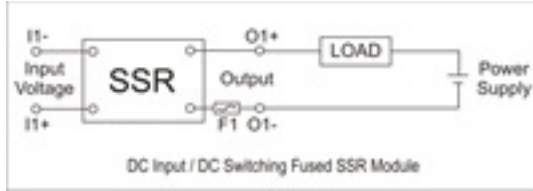
ACCESSORIES

IMAGES	CAT. NO.	DESCRIPTION	STD. PACK
	CA501-1M	Din 32 Rail unslotted 1 meter	50
	CA501-1M-S	Din 32 Rail slotted 1 meter	50
	CA501-2M	Din 32 Rail unslotted 2 meter	50
	CA501-2M-S	Din 32 Rail slotted 2 meter	50
	CA701-1M	Din 35 Rail unslotted 1 meter	50
	CA701-2M	Din 35 Rail unslotted 2 meter	50
	CA701-2M-S	Din 35 Rail slotted 2 meter	50
	CA701-1M-S	Din 35 Rail slotted 1 meter	50
	CA701-15-1M	Din 35 Rail 15 deep unslotted 1 meter	50
	CA701-15-1M-S	Din 35 Rail 15 deep slotted 1 meter	50
	CA701-15-2M	Din 35 Rail 15 deep unslotted 2 meter	50
	CA701-15-2M-S	Din 35 Rail 15 deep slotted 2 meter	50
	CA509/K2	Marking Tag Blank suitable for CDL4U / CDL4U(I,S) / CTL2.5U / CTL2.5UH / CTL2.5UL / CTL2.5HUL / CTL2.5U(I,S) / CTL2.5U(I,S)D2 / CGMT4 / CSFL4U / CSFL4U(L) / CMT4 / CMB4 / ASF4 / ASF4(L) / CTS2.5()	100

ACCESSORIES....

IMAGES	CAT. NO.	DESCRIPTION	STD. PACK
	SCS0.5/3	Electricians Screwdriver for slotted screws	10
	IMACC/ER24D125D2	SSR 24VDC IN 125VDC OUT	1

CIRCUIT DIAGRAM



NOTES

- * Module Lengths mentioned are for RAIL Mounting option only. The lengths may vary for PANEL Mounting.
- ** PANEL Mounting relay modules are available on request. Please use the suffix -P with the cat. no. for ordering.

IMERSFxx/24D400A3



SSR Module 1NO (SPST) 24VDC IN 400VAC OUT 3Amp With Output Fuse Protection

- Variety of Operating Voltages.
- Low Drive Current (20 mA)
- 2500V Dielectric Strength
- LED Status Indicator
- Photo Isolation
- Built-In Snubber (AC Output)
- Zero Cross Turn-On (AC Output)
- Bipolar Transistor / MOSFET Output(DC Output)
- Mounting options available:DIN Rail Mounting & Panel Mounting
- Easy to replace pluggable SSR.
- Replaceable fuses with simple to operate Horizontal Fuse holders
- Fast Blow &Slow Blow Fuses available as standard
- Fuse rating from 0.1 A to 6.3 A.

GENERAL SPECIFICATION

Ambient Operating Temperature	-20 to 50 °C
Bussing Possibility	By using spare jumpers.
Housing Colour	Green
Housing Material	PVC / V0 Grade
Mounting Possibility	DIN32 / DIN35 / DIN35-15 / PANEL
Rated Input voltage	24 VDC
Rated output voltage	Upto V
Supply Voltage Indication	3mm Red LED

FUSE SPECIFICATIONS

Fuse Rating	0.1, 0.5, 0.63, 1, 2, 3, 4, 5, 6, 6.3 A
Fuse Size	5 x 20 mm
Fuse Type	Fast Blow/Slow Blow

CONNECTION SPECIFICATIONS

Type of Connection	Screw Connection
Min. Wire Size	0.5 mm ²
Max. Wire Size	2.5 mm ²
Min. Wire Size(AWG)	30 AWG
Max. Wire Size(AWG)	14 AWG
Wire Stripping Length	8.3 mm
Torque	0.5 Nm
Torque	4.5 lb-in

RELAY GENERAL SPECIFICATIONS

Dielectric Strength	2500 VAC,50/60 Hz,1 min.
Insulation Resistance	1000 M ohms at 500 VDC
Maximum Capacitance (Input to Output)	8p F
Relay Type	Solid State
Must Operate Voltage	19.2 VDC
Must Release Voltage	1 VDC
Maximum Input Current	20 mA
Maximum Reverse Voltage Protection	-28.8 VDC

RELAY OUTPUT/CONTACT SPECIFICATIONS

Contact Type	1 NO (SPST)
Load Current Range	0.1 to 3A
Load Voltage Range	75 to 400 VAC
Turn-On Time (0 Cross Turn On)	1/2 Cycle + 1 ms
Turn-Off Time	1/2 Cycle + 1 ms
Maximum Surge Current	10 times of rated current
Maximum Transient Voltage	600 Vpk
Maximum Leakage Current	1.5 mA
Maximum On State Voltage Drop	1.5 VAC

FUSE HOLDER SPECIFICATIONS

Cap Design	Flat
Fuse Size	5 x 20 mm
Mounting type	Horizontal
Rated Current	6.3 A

ORDERING INFORMATION

CAT. NO.	DESCRIPTION	NO. OF CHN.	DIM. DET.	STD. PACK
IMERSF1/24D400A3	1CH 24VDC IN 400VAC OUT 3A SSR Module With Output Fuse & Base (Pluggable Relay)Rail Mount	2	52 X 120 X 74	1
IMERSF2/24D4	2CH 24VDC IN 400VAC	4	190 X 120 X 74	1



ORDERING INFORMATION....

CAT. NO.	DESCRIPTION	NO. OF CHN.	DIM. DET.	STD. PACK
00A3	OUT 3A SSR Module With Output Fuse & Base (Pluggable Relay)Rail Mount			
IMERSF4/24D400A3	4CH 24VDC IN 400VAC OUT 3A SSR Module With Output Fuse & Base (Pluggable Relay)Rail Mount	8	190 X 120 X 74	1
IMERSF8/24D400A3	8CH 24VDC IN 400VAC OUT 3A SSR Module With Output Fuse & Base (Pluggable Relay)Rail Mount	16	312 X 120 X 74	1
IMERSF16/24D400A3	16CH 24VDC IN 400VAC OUT 3A SSR Module With Output Fuse & Base (Pluggable Relay)Rail Mount	1	26 X 120 X 74	1
IMERF1/24D400A3	1CH 24VDC IN 400VAC OUT 3A SSR Module With Output Fuse & Soldered Relay Rail Mount	2	52 X 120 X 74	1
IMERF2/24D400A3	2CH 24VDC IN 400VAC OUT 3A SSR Module With Output Fuse & Soldered Relay Rail Mount	4	190 X 120 X 74	1
IMERF4/24D400A3	4CH 24VDC IN 400VAC OUT 3A SSR Module With Output Fuse & Soldered Relay Rail Mount	8	190 X 120 X 74	1
IMERF8/24D400A3	8CH 24VDC IN 400VAC OUT 3A SSR Module With Output Fuse & Soldered Relay Rail Mount	16	312 X 120 X 74	1
IMERF16/24D400A3	16CH 24VDC IN 400VAC OUT 3A SSR Module With Output Fuse & Soldered Relay Rail Mount	1	26 X 120 X 74	1

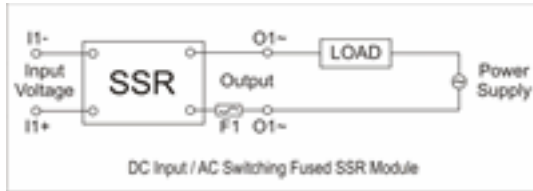
ACCESSORIES

IMAGES	CAT. NO.	DESCRIPTION	STD. PACK
	CA501-1M	Din 32 Rail unslotted 1 meter	50
	CA501-1M-S	Din 32 Rail slotted 1 meter	50
	CA501-2M	Din 32 Rail unslotted 2 meter	50
	CA501-2M-S	Din 32 Rail slotted 2 meter	50
	CA701-1M	Din 35 Rail unslotted 1 meter	50
	CA701-2M	Din 35 Rail unslotted 2 meter	50
	CA701-2M-S	Din 35 Rail slotted 2 meter	50
	CA701-1M-S	Din 35 Rail slotted 1 meter	50
	CA701-15-1M	Din 35 Rail 15 deep unslotted 1 meter	50
	CA701-15-1M-S	Din 35 Rail 15 deep slotted 1 meter	50
	CA701-15-2M	Din 35 Rail 15 deep unslotted 2 meter	50
	CA701-15-2M-S	Din 35 Rail 15 deep slotted 2 meter	50
	CA509/K2	Marking Tag Blank suitable for CDL4U / CDL4U(I,S) / CTL2.5U / CTL2.5UH / CTL2.5UL / CTL2.5HUL / CTL2.5U(I,S) / CTL2.5U(I,S)D2 / CGMT4 / CSFL4U / CSFL4U(L) / CMT4 / CMB4 / ASF4 / ASF4(L) / CTS2.5()	100

ACCESSORIES....

IMAGES	CAT. NO.	DESCRIPTION	STD. PACK
	SCS0.5/3	Electricians Screwdriver for slotted screws	10
	IMACC/ER24D400A3	SSR 24VDC IN 400VAC OUT	1

CIRCUIT DIAGRAM



NOTES

- * Module Lengths mentioned are for RAIL Mounting option only. The lengths may vary for PANEL Mounting.
- ** PANEL Mounting relay modules are available on request. Please use the suffix -P with the cat. no. for ordering.